




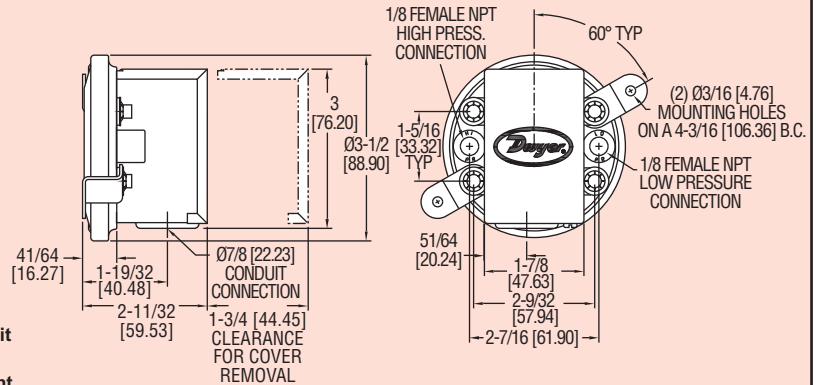
Series  
1900

# Compact Low Differential Pressure Switches

Set Points from 0.07" to 20" W.C. Repetitive Accuracy within 3%



Series 1900 switch with conduit enclosure off. Shows electric switch and set point adjustment screw located on same side for easy installation.



The Dwyer-engineered force-motion amplifier increases the leverage of diaphragm movement and results in a switch with excellent sensitivity and repeatability.

Our most popular series combines advanced design and precision construction to make these switches able to perform many of the tasks of larger, costlier units. Designed for air conditioning service, they also serve many fluidics, refrigeration, oven and dryer applications. For air and non combustible compatible gases, Series 1900 switches have set points from 0.07 to 20" (1.8 to 508 mm) w.c. Set point adjustment is easy with range screw located inside conduit enclosure. Internal location helps prevent tampering. UL, CE, CSA listed, and FM approved.

**CAUTION:** For use only with air or compatible gases.

## Series 1910 Switches Operating Ranges, Deadbands

Model	Operating Range, Inches W.C.	Approximate Dead Band	
		At Min. Set Point	At Max. Set Point
1910-00	0.07 to 0.15	0.04	0.04
1910-0	0.15 to 0.55	0.10	0.10
1910-1	0.40 to 1.6	0.15	0.16
1910-5	1.40 to 5.5	0.30	0.30
1910-10	3.0 to 11.75	0.40	0.40
1910-20	4.0 to 20.0	0.40	0.50

## SPECIAL MODELS & ACCESSORIES

**Manual reset Model 1900 MR** includes special snap switch which latches on pressure increase above the setpoint. Switch must be manually reset after pressure drops below the setpoint. To order, change base model to 1900 and add MR suffix after range number. Example: 1900-10-MR. Available on -1, -5, -10 or -20 ranges only. Option is not UL, CSA or FM listed

**Note:** Manual Reset (MR) Option for use only in single positive pressure applications.

**A-399, Duct Pressure Monitor Kit** — For use with standard or manual reset model switches. Includes mounting flange, tubing and adapters.

**A-329, Street Ell** — Brass adapter for applications requiring right angle connections. Two required for differential pressures.

## SPECIFICATIONS

**Service:** Air and non-combustible, compatible gases.

**Wetted Materials:** Consult factory.

**Temperature Limits:** -30 to 180°F (-34 to 82.2°C).

**Pressure Limits:** 45" w.c. (11.2 kPa) continuous, 10 psig (68.95 kPa) surge.

**Switch Type:** Single-pole double-throw (SPDT).

**Repeatability:** ±3%.

**Electrical Rating:** 15 A @ 120-480 VAC, 60 Hz. Resistive 1/8 HP @125 VAC, 1/4 HP @ 250 VAC, 60 Hz. Derate to 10 A for operation at high cycle rates.

**Electrical Connections:** 3 screw type, common, normally open and normally closed.

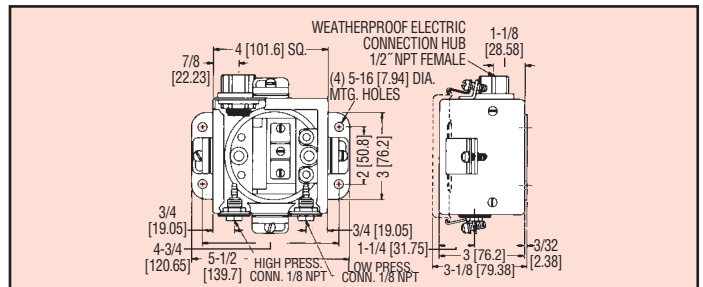
**Process Connections:** 1/8" female NPT.

**Mounting Orientation:** Diaphragm in vertical position. Consult factory for other position orientations.

**Set Point Adjustment:** Screw type inside conduit enclosure.

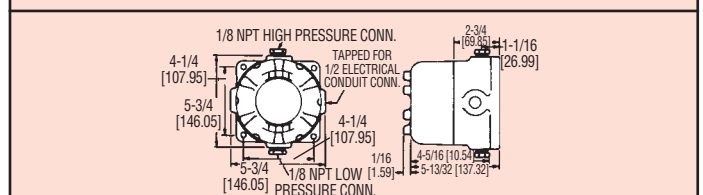
**Weight:** 1lb, 4.5 oz (581 g).

**Agency Approvals:** CE, UL, CSA, and FM. Optional-EXPL explosion-proof enclosure does not possess any agency approvals.



## Weatherproof Housing

16 ga. steel enclosure with gasketed cover (NEMA 4, IP66) for wet or oily conditions. Withstands 200 hour salt spray test. Wt. 5 lbs. (2.3 kg). Switch must be factory installed. Change 1910 base number to 1911 and add -WP suffix. Example: 1911-1-WP.



## Explosion-Proof Housing

Cast iron base with brass cover. Rated Class I, Groups D; Class II, Div. 2, Groups E, F, G; Class III and NEMA 7, 9 NEMA 3. (7 lbs). Switch must be factory installed. Change model to 1911 and add -EXPL suffix. Example: 1911-1-EXPL



TR Automatyka Sp. z o. o.  
ul. Lechicka 14 ; 02-156 Warszawa

Tel. (+48 022) 886 10 16  
Fax. (+48 022) 846 50 37

[www.trautomatyka.pl](http://www.trautomatyka.pl)  
[biuro@trautomatyka.pl](mailto:biuro@trautomatyka.pl)