

**The BA618CF-F Fieldbus Indicator** is a new cost-effective panel mounting instrument that displays a single fieldbus variable in a control room or process area. Housed in a robust panel mounting enclosure with an IP66 front, the instrument has a large, high contrast five digit display and a horizontal bargraph. The BA618CF-F indicator uses the same technology and compliments the well established BEKA eight variable fieldbus displays that are now in worldwide use.

**Powered by the fieldbus** the BA618CF-F only requires a 2-wire connection to the fieldbus segment, no additional power supply is required. Compatibility with most FOUNDATION™ fieldbus hosts is ensured by the use of a single *Input Selector* function block, which is supported by nearly all systems. Please contact the BEKA sales office for the latest compatibility information. The instrument has been registered by The Fieldbus Foundation and Device Description Files may be downloaded from their web site or from [www.beka.co.uk](http://www.beka.co.uk).

**The liquid crystal display** has large characters and is designed to provide maximum contrast and a wide viewing angle, thus enabling the BA618CF-F indicator to be easily read in most lighting conditions. Five digits, with four decimal points and a negative sign, may be configured to display any value between -99999 and 99999. The 31 segment horizontal bargraph, which provides a bold analogue indication of the fieldbus variable, may be condi-

tioned to any starting and finishing values within the range of the fieldbus variable.

**The instrument front panel** provides IP66 protection and a neoprene gasket seals the joint between the fieldbus indicator and the panel, making it suitable for use in areas that will be cleaned with a hose. To simplify installation and maintenance, the indicator has a removable terminal block that allows panel wiring to be completed before the BA618CF-F indicator is installed.

**The FOUNDATION Fieldbus Interface Guide** contains commissioning information for the BA618CF-F indicator. A copy may be requested from the BEKA sales office or from the BEKA web site at [www.beka.co.uk](http://www.beka.co.uk)

**Units of measurement** can be marked onto the display escutcheon prior to despatch and the tag number or applicational information thermally printed onto the rear panel adjacent to the terminals.

**For field mounting applications** see the BA614DF-F datasheet. This instrument is electrically identical to the BA618CF-F but is housed in a robust IP66 field mounting enclosure.

**For use in hazardous areas** the intrinsically safe BA418CF-F single variable panel mounting fieldbus indicator is available. This has a similar specification as the BA618CF-F plus international certification allowing installation in most gas hazardous areas.

# BA618CF-F

## FOUNDATION™ fieldbus Fieldbus indicator Single variable

### General purpose

- ◆ Large easy to read 5 digit display
- ◆ 31 segment bargraph
- ◆ FOUNDATION™ fieldbus protocol
- ◆ Compatible with most system hosts
- ◆ Bus powered, only 13mA consumption
- ◆ 144 x 72mm DIN enclosure
- ◆ IP66 front
- ◆ 3 year guarantee



# BEKA associates

BEKA associates Ltd. Old Charlton Rd.  
Hitchin, Hertfordshire, SG5 2DA, U.K.  
Tel. (01462) 438301 Fax (01462) 453971  
e-mail [sales@beka.co.uk](mailto:sales@beka.co.uk) [www.beka.co.uk](http://www.beka.co.uk)

## SPECIFICATION

### Display

Type	Liquid crystal 5 digit 20mm high (-99999 to 99999) 31 segment bargraph
Variables	Single

### Fieldbus communication

Voltage	9 to 32V
Current	13mA
Compliant with	IEC61158—2 Clauses 11 and 22
Protocol	FOUNDATION™ fieldbus
Function block	1 x IS (input selector)

### Environmental

Operating temp	-20 to +70°C
Storage temp	-40 to 85°C
Humidity	To 95% @ 40°C
Enclosure	Front IP66, rear IP20
EMC	In accordance with EU Directive 89/336/EEC BS EN 61326:1998
Immunity	Operates normally with conducted 3Vrms between 0.15kHz and 80MHz. radiated 10V/m between 80MHz and 1GHz.
Emissions	CISPR16-1/2 Class A

### Mechanical


Terminals	Removable with screw clamp for 0.5 to 1.5mm <sup>2</sup> cable.
-----------	---

Weight	0.7kg
--------	-------

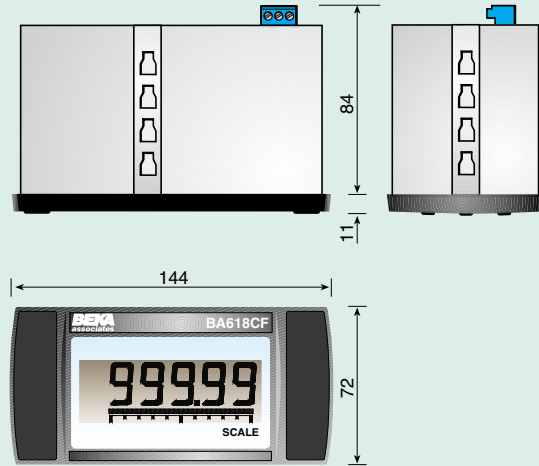
### Accessories

Scale legend	Units of measurement marked onto display escutcheon.
Tag strip	Thermally printed legend on rear of instrument.
Fieldbus interface guide	May be downloaded from <a href="http://www.beka.co.uk">www.beka.co.uk</a>

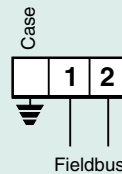
## DIMENSIONS (mm)



**Recommended panel cut-out**  
DIN 43 700  
138.0 +1.0/-0.0 x 68.0 +0.7/-0.0  
To achieve an IP66 seal between the instrument and the panel 136.0 +0.5/-0.0 x 66.2 +0.5/-0.0 Four panel mounting clips must be used



## TERMINAL CONNECTIONS



## HOW TO ORDER

<b>Model number</b>	<b>Please specify</b> BA618CF-F
<b>Accessories</b>	<b>Please specify if required</b>
Scale marking on escutcheon.	Legend
Tag strip	Legend