



Z-LINE **Z-203**

Single-Phase Network Analyzer / RS485 Modbus

Z-PC LINE

Special modules



- ▶ INPUT: up to 500 Vac, 5 Arms
- ▶ OUTPUT: N:1 channel current 0..20, 4..20 mA or voltage 0..5, 0..10 Vdc
- ▶ INTERFACE:
 - ▶ -RS485 serial communication with Modbus–RTU protocol
 - ▶ -Analogue output configurable to Vrms, Irms, Watt, Var, cosΦ
- ▶ Easy Dip-switch settings for address and baud rate
- ▶ Accuracy: 0,5%
- ▶ Galvanic isolation @ 3,75 KV
- ▶ Screw-fit terminals removable
- ▶ Din rail mounting
- ▶ Power supply: 10..40 Vdc, 19..28 Vac

TECHNICAL SPECIFICATIONS

Z-203 - Single-Phase Network Analyzer / RS485 Modbus



SERIAL LINE ACCESSORIES

- **K107A** – RS485 ↔ RS485 isolator repeater
- **K107B** – RS232 ↔ RS485 converter
- **K107USB (S107USB)** – USB ↔ RS485 converters din rail mounting or portable version (S107USB)

GENERAL FEATURES

Power supply	10÷40Vdc, 19÷28 Vac
Channels	N.1
Accuracy	< 0,5%
Status indicators	- Power - Fail - Communication on Rs485
Galvanic Isolation	- Input/Power supply and Input/Output at 3750 Vac - others at 1.500 Vac
Hot swapping	Yes
Power consumption	max 2,0 W
Protections for inputs	Against Surges: up to 4kV
Humidity	30..90% a +40°C (not condensing)
Mounting	35 mm DIN 46277

INPUT

Voltage: max 500 Vac, 50-60 Hz
Current: 5 Arms, 50-60 Hz

ORDER CODE

Cod. Z-203

Accessories & Software

- **Cod. Z-PC-DINAL** – terminal block for power & RS485 communication
- **Cod. Z-PC-DIN2** – 2 slot block
- **Cod. Z-PC-DIN4** – 4 slot block
- **Cod. Z-PC-DIN8** – 8 slot block
- **Z-PROG / Z-NET3** - configuration software downloading from www.seneca.it
- **PM001600** – programming cable (DB9 / jack stereo)

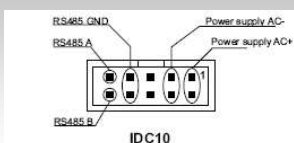
Design	Terminal housing for mounting on 35 mm DIN 46277
Data memory	EEPROM for all configuration data; storage time: 10 years.
DIP Switch	- Address setting - Baud rate setting
Enclosure	"V0" self-extinguishing glass filled nylon case
Dimensions	17,5 x 100 x 112 mm (w x h x d)
Weight	140 g
Operating temperature	-10..+65 °C
Connections	Plug-in screw clamp terminal blocks, wires up to 2.5 mm ²
IP Protection	IP 20
Standards	EN50081-2 EN50082-2 EN61010-1
Approvals	CE, UL-CSA

INTERFACE

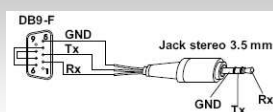
Rs485 Modbus RTU slave: 1200...115200 baud rate
Analogue output: corresponding at Vrms, Irms, Watt, Var, cosφ

DIMENSIONS AND INSTALLATION

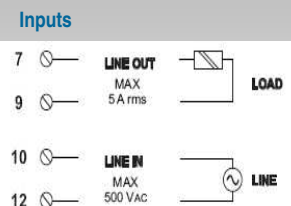
RS485 and power supply



RS232 (cable for front connector)



Inputs



Inputs (with TA)

